

Official Course Guide

Welcome

Since 1972, The Bortz Family has served the golfing public with a commitment toward making the game both challenging and enjoyable. During those five decades, many improvements were made that bear witness to a commitment that has been upheld by three generations of family. New greens, fairway irrigation, more ponds, a clubhouse, completely redesigned holes and a fully equipped practice facility are just some of the fruits of those efforts.

Located in the "middle of everywhere", Cable Hollow Golf course is just a beautiful drive from Buffalo, Cleveland, and Pittsburgh in Akeley, Pennsylvania. Many area attractions compliment the 18 hole, 6,800 yard layout. Quaint villages, mountain vistas, lakeside recreation, and exciting nightlife are all within a short drive.



Rules

- USGA rules govern all play except where modified by local rules
- Out of bounds: fence from No. 13 tee to No. 16; on or over any state or township road
- No practicing on tees or greens
- No golf carts or pull carts on tees, greens, or aprons

We respectfully ask that no large coolers be loaded onto the golf carts
All golfers must play from their own bag





Fireside Grille

AKELEY, PENNSYLVANIA

The Fireside Grille Restaurant, located at Cable Hollow Golf Course, is ready to serve your next golf or dining function. With their lodge-trussed main dining room, a private conference room, and a beautiful deck overlooking the manicured grounds, The Fireside Grille has all the amenities needed to serve most functions.

Call us at 814.757.5662 and speak with a member of our sales team to arrange the details of your next event.



Using This Book

Before you start your next round of golf take a moment to look through this yardage book. Pay attention to the hazards, playing tips, and basic yardage information to help yourself get a feel for the course. When you go to play each hole review the playing tip for helpful hints.

Look for landmarks like trees, bunkers, or curves in the fairway to align your shots with and reference the yardage measurements as a tool to help you decide which clubs will be best to use. As you play the hole, you can make notes on the pages of this book for yourself. Next time you come to play our course, you will have a personalized guide to playing your best!



Represents the distance from each tee to this point on the course.

- 310
- 285
- 275
- 246

↑ 250

Represents the distance from a point on the course to the center of the green.

All distances are measured to the center of the green.

Represents the distance from a point on the course to the center of the green. Indicates the optimal placement of your tee shot.

Each colored dot represents a different tee in the tee boxes.

Indicates the distance from the front to the back of the green.



PAR 4 HANDICAP 17

- 410
- 385
- 375
- 346

Indicates the distance from each tee to the center of the green.





One

A short Par 4 to start off your round. Longer hitters can take less than driver if needed but the key with your tee shot is to not miss it to the right. A good tee shot should leave you with a short iron or wedge into this green that is sloped severely from back to front. Be somewhat careful to not miss your approach. If you shoot short and left, you'll be faced with one of the more difficult sand traps on the golf course.



- 310
- 285
- 275
- 246



PAR 4 HANDICAP 11 / 15

- 360
- 335
- 325
- 269



Two

The shortest Par 3 on the golf course, and a pretty straightforward tee shot. It plays slightly downhill but pay attention to the wind. The key to making par on this hole is to not miss long off the tee.



PAR 3 HANDICAP 17 / 17

• 161 ○ 141 ◉ 141 • 136



Three

One of the more challenging tee shots on the golf course. Trees line the fairway on both sides, so hitting the fairway is critical. Players will be left with an uphill approach shot to a large but challenging green that is well protected by a large bunker front right and a pot bunker to the left.



PAR 4 HANDICAP 5 / 7

● 401 ○ 330 ● 322 ● 317



Four

One of the more fun tee shots at Cable Hollow, as it is an elevated tee shot that allows players to “tee it high and let it fly.” Missing right off the tee is essentially dead and will leave players with a punch out. Good tee shots should leave players with a fairly straightforward approach shot to another one of our contoured greens.



PAR 4 HANDICAP 9 / 5

● 442 ○ 370 ● 345 ● 325



Five

At nearly 200 yards, and all uphill, the joke around here is that this is the “shortest Par 5 on the course” because many double-bogies on this Par 3 have been carded through the years. A long iron, or sometimes a wood off the tee, to a severely sloped back to front green makes this one of the more challenging holes on the course. A Par will go a long way here.



PAR 3 HANDICAP 7 / 9

• 205 ○ 198 ● 155 ● 150




Six

A slight dogleg left, the 6th hole is our shortest Par 5 on the golf course. Don't get too greedy, however, as this hole does have some teeth. Longer hitters should have no trouble reaching this devilish green in two but the golden rule for any approach shot here is do not go long!



PAR 5 HANDICAP 15 / 13

● 489 ○ 480 ● 475 ● 421



Seven

The #1 handicap hole on the course is a fairly long straightaway Par 4 and generally plays into the wind. A good tee shot here will leave most with a mid to long iron or at times even a wood into a fairly large green protected by a bunker front left.



PAR 4 HANDICAP 1 / 3

• 450 ○ 425 ● 360 ● 325



Eight

A relatively short Par 4 with a healthy dogleg left, hitting a good tee shot here will leave players with one of the shorter approach shots on the course. Be careful off the tee, however, as three Pot bunkers protect the left side of this fairway. Don't fall asleep with your approach shot either, as the green is protected nicely by three large bunkers.



PAR 4 HANDICAP 13 / 11

● 355 ○ 346 ○ 340 ● 316



Nine

A lengthy Par 5, players must give some thought off the tee as to whether they can carry the Pond with the Big Stick or need to lay up with something less than Driver. The entire right side of the hole is lined by trees and the 2nd shot is critical, as it will set up your approach shot into this deceiving green. Walking off this green with a 5 is a good score.



PAR 5 HANDICAP 3 / 1

● 555 ○ 515 ● 445 ● 425



Maps Designed by © 2019 Bench Craft Company | www.BenchCraftCompany.com



Ten

The back nine begins with a short Par 4 reachable off the tee for some. Trouble is still available, however, as there is OB left and some tree trouble down the right. Some players may choose to take less than a driver to avoid trouble and are still left with a relatively short approach shot into this green, heavily protected by three bunkers.



PAR 4 HANDICAP 14 / 10

● 334 ○ 310 ○ 305 ● 253



Eleven

A risk/reward Par 4 for the Men and a very challenging Par 3 for the Ladies. At just 275 yards for the Men, a driver isn't required off the tee to set yourself up with a short approach shot. However, choosing a driver can set you up for a very short approach shot or even an Eagle Putt. Be careful though, as the road to the left is OB and could lead to a big number on this short hole.



PAR 4 / 3 HANDICAP 18 / 14

• 280 ○ 275 ● 265 ● 160



Twelve

At just 356 yards, the 12th Hole is our #2 handicap hole. Not an overly difficult tee shot; the challenge on this hole comes from the approach shot. A large pond sits in front of this green and gives it all the protection it needs. If you're unsure of your club choice, choose one extra club to ensure your ball stays dry.



PAR 4 HANDICAP 2 / 4

● 370 ○ 356 ● 320 ● 315



Thirteen

A slight dogleg left Par 5, the key off the tee box is to not miss left, as you will have tree trouble or even OB. Down the middle or even slightly right will leave you with a much better 2nd shot, but don't get too comfortable with your 2nd shot, as the OB lines the entire left side of the hole. Longer hitters should have a chance at reaching in two with a good tee shot and setting up a nice birdie chance.



PAR 5 HANDICAP 10 / 8

● 535 ○ 526 ● 430 ● 408



Fourteen

A relatively short Par 4, the key off this tee box is to avoid the Cucumber Tree that guards the left side of the fairway. Good tee shots should leave most players with a short iron or wedge shot into this undulated green, which bears host to a false front and a devilish little ridge on the left. Have I mentioned the green-side bunker in the front?



PAR 4 HANDICAP 16 / 12

● 346 ○ 320 ○ 280 ● 275



Fifteen

A lengthy, but fairly straightaway Par 4. Trees line the fairway on both sides so a good tee shot is critical. Most players will have a mid to long iron approach shot into one of the largest greens on the course, which is slightly protected by a bunker to the left.



PAR 4 HANDICAP 4 / 6

• 405 ○ 391 ● 355 ● 308



Sixteen

Another one of our shorter, but challenging Par 4's. Players must come through the shoot off of the tee and avoid the forest of trees along the left and the batch of trees along the right. Once you've cleared that hurdle you will be left with a shorter approach shot into a two tiered green, which offers its own set of challenges. A two putt here is no easy task.



PAR 4 HANDICAP 6 / 18

● 410 ○ 330 ● 316 ● 246



Seventeen

The last of our Par 3's, the 17th hole is a semi lengthy Par 3 with a fairly large, but flat green protected by bunkers on each side of it. A mid to long iron off the tee is generally the club of choice here.



PAR 3 HANDICAP 12 / 16

• 205 ○ 175 ● 160 ● 130



Eighteen

A daunting tee shot, with OB that runs all along the entire left side of this hole and another batch of trees up along the right. Hitting a good tee shot here is critical in ending your round on a high note. Most folks lay up with their 2nd shot and leave themselves an uphill approach shot into another one of our large, undulated greens. A bunker protects the front left portion of this green. Walking off the 18th with a Par is a great way to end your round.



PAR 5 HANDICAP 8 / 2

• 545 ○ 505 ● 434 ● 405

Practice

Every avid golfer knows that practice makes perfect. We offer the facilities you need to keep your game in top shape. Come hit a bucket of balls at our driving range to work on correcting that slice or break in your new set of clubs. Short game is arguably the most challenging element to the game of golf, but it is commonly the most neglected. With putting, pitching, and chipping making up roughly 60-70% of the shots in any given round, mastering short game can take strokes off your score. Our putting green is great for practicing your short game and learning how to handle those critical and tricky shots.



Quick Tips Correcting Swing

HOOK

Play the ball back of your normal location and align the leading edge of the clubface square to the baseline of the inclined plane.

PULL HOOK


Play the ball at your normal location and close the clubface.

SLICE

Play the ball ahead of your normal location and align the leading edge of the clubface square to the baseline of the inclined plane.

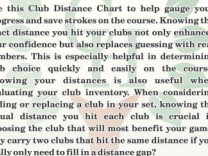
PUSH SLICE

Play the ball at your normal location and open the clubface.



Club Distance Chart

CLUB	ESTIMATED	DISTANCE	AVERAGE
Driver			
3 Wood			
4 Wood			
5 Wood			
Hybrid			
2 Iron			
3 Iron			
4 Iron			
5 Iron			
6 Iron			
7 Iron			
8 Iron			
9 Iron			
PW			
SW			
LW			



Use this Club Distance Chart to help gauge your progress and save strokes on the course. Knowing the exact distance you hit your clubs not only enhances your confidence but also replaces guessing with real numbers. This is especially helpful in determining club choice quickly and easily on the course. Knowing your distances is also useful when evaluating your club inventory. When considering adding or replacing a club in your set, knowing the actual distance you hit each club is crucial in choosing the club that will most benefit your game. Why carry two clubs that hit the same distance if you really only need to fill in a distance gap?



SCORECARD

HOLE	1	2	3	4	5	6	7	8	9	OUT	10	11	12	13	14	15	16	17	18	IN	TOTAL
BLUE	360	161	401	442	205	489	450	355	555	3418	334	280	370	535	346	405	410	205	545	3430	6848
WHITE	335	141	330	370	198	480	425	346	515	3140	310	275	356	526	320	391	330	175	505	3188	6328
GOLD	325	141	322	345	155	475	360	340	445	2908	305	265	320	430	280	355	316	160	434	2865	5773
M HCP	11	17	5	9	7	15	1	13	3		14	18	2	10	16	4	6	12	8		
PAR	4	3	4	4	3	5	4	4	5	36	4	4/3	4	5	4	4	4	3	5	36/37	72/73
L HCP	15	17	7	5	9	13	3	11	1		10	14	4	8	12	6	18	16	2		
RED	269	136	317	325	150	421	325	316	425	2684	253	160	315	408	275	308	246	130	405	2500	5184

SCORER: _____ ATTEST: _____ DATE: _____

Cable Hollow Golf Course

405 Norberg Rd

Russell, PA 16345

814-757-4765

www.cablehollow.com



Designed & Produced By:

©2019 BENCH CRAFT COMPANY

P.O. Box 6343 • Portland, OR 97228

800.824.8311 • benchcraftcompany.com

Printed in the USA. All rights reserved.